

Dafne



nicoline

Descrizione modello - *Model Description*

Dimensioni - *Dimensions*

Composizioni consigliate - *Recommended compositions*

nicoline.it

ITALY - C.da Parchi Calia sn Z.I. - 70022 Altamura - BA - Telefono: +39 080 3101487

UNITED STATES - Nicoline Salotti Inc. po box 38783 - Greensboro - NC 27438 - Phone: +1 (336) 259 9881

SINGAPORE - 23 Genting Road #06-01 - Chevalier House Singapore 349481 - Telefono: +65 8168 3354

DAFNE



Caratteristiche standard

- Struttura giroletto in multistrato, rivestito da uno strato di poliuretano.
- Testiera realizzata con pannelli modulari in MDF rivestito da uno strato di poliuretano da fissare a parete.
- Rete a doghe ortopediche.
- Le versioni con rete ad 1 movimento prevedono il giroletto contenitore.
- Rivestimento in pelle fisso.
- Rivestimento in tessuto completamente sfoderabile.
- Versioni con giroletto base chiusa o contenitore, con piede in materiale termoplastico nero.
- Versioni con giroletto base aperta, con piede in metallo finitura Ral 9005.
- Il rivestimento in pelle possiede Cucitura Cod.06 su pannelli spalliera e giroletto.
- Il rivestimento in tessuto non possiede cuciture.

Standard Features

- Bed frame in plywood covered with a layer of polyurethane foam.
- Headboard made of modular panels in MDF covered with a layer of polyurethane, to be fixed to the wall.
- Orthopaedic slats bed frame.
- Versions with one-movement bed base include bedframe with storage.
- Covering in leather not removable.
- Covering in fabric completely removable.
- Legs in black thermoplastic material for versions with storage or with lower bed-frame.
- Metal legs in Ral 9005 finishing for open base versions.
- For leather covering stitching type Cod.06 on backrest panel and lower bed frame.
- No stitchings for fabric covering.

Caratteristiche optional su richiesta con maggiorazione

- Disponibili su richiesta pannelli spalliera aggiuntivi Cod.9017.
- Solo per il rivestimento in pelle è necessario specificare per ogni singolo pannello aggiuntivo se prevedere la tipologia di pannello A con un taglio o la tipologia B con due tagli.
- Disponibile su richiesta retro struttura in mdf da 1 cm, completa di barre per aggancio pannellatura. Non sono comprese le viti o gli eventuali tasselli per il fissaggio della retro struttura a parete.

Optional features available upon request with an upcharge

- Upon request additional backrest panels can be supplied (Cod.9017).
- Only for leather covering, for each additional panel, please specify required version between type A (with one cut) or type B (with two cuts).
- Upon request, available back structure in 1cm mdf complete with bars for attaching panels. Screws or dowels for fixing the back structure to the wall are not included.


Note

- Le versioni con rete fissa e giroletto a base chiusa sono predisposte per poter montare la rete in quattro diverse posizioni di altezza.

Notes

- The versions with fixed base and lower bed frame are designed to allow the assembly of the bed base in 4 different height positions.

Cucitura //
Stitching

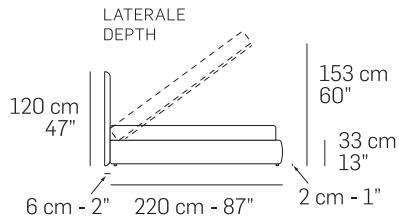


Cod.06

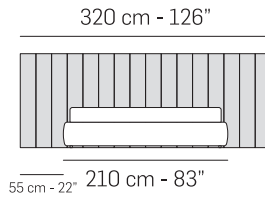
Finitura piede in metallo //
Metal leg finish



Ral 9005

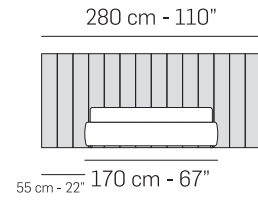


7907 - KING SIZE
7917 - 1 MOV - KING SIZE



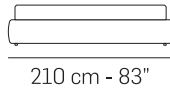
MAT.
193x203 cm
76x80"

7507 - QUEEN SIZE
7517 - 1 MOV - QUEEN SIZE



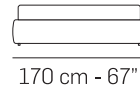
MAT.
153x203 cm
60x80"

G7907 - KING SIZE
G7917 - 1 MOV - KING SIZE

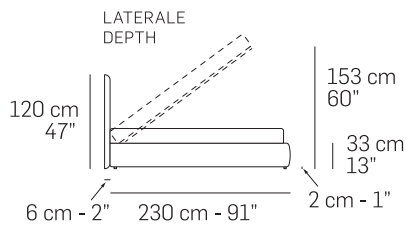


MAT.
193x203 cm
76x80"

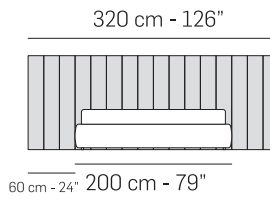
G7507 - QUEEN SIZE
G7517 - 1 MOV - QUEEN SIZE



MAT.
153x203 cm
60x80"

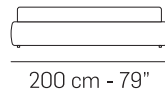


7707 - CALIFORNIA KING
7717 - 1 MOV - CALIFORNIA KING

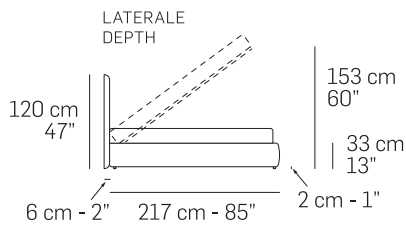


MAT.
183x213 cm
72x84"

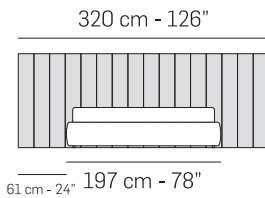
G7707 - CALIFORNIA KING
G7717 - 1 MOV - CALIFORNIA KING



MAT.
183x213 cm
72x84"

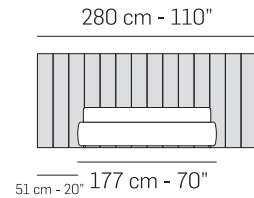


7807
7817 - 1 MOV



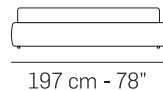
MAT.
180x200 cm
71x79"

7657
7667 - 1 MOV



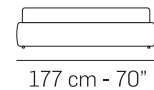
MAT.
160x200 cm
63x79"

G7807
G7817 - 1 MOV

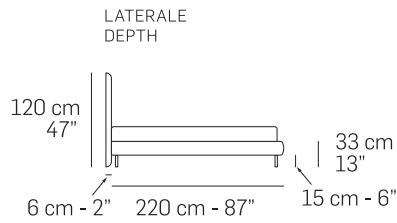


MAT.
180x200 cm
71x79"

G7657
G7667 - 1 MOV

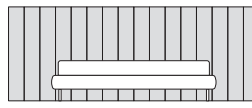


MAT.
160x200 cm
63x79"



7067 - KING SIZE

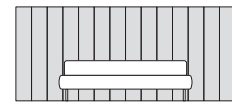
320 cm - 126"



MAT.
193x203 cm
76x80"


7068 - QUEEN SIZE

280 cm - 110"




MAT.
153x203 cm
60x80"

G7067 - KING SIZE

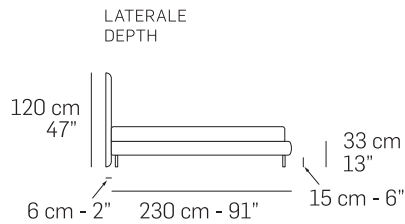


MAT.
193x203 cm
76x80"

G7068 - QUEEN SIZE

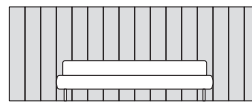


MAT.
153x203 cm
60x80"




7069 - CALIFORNIA KING

320 cm - 126"

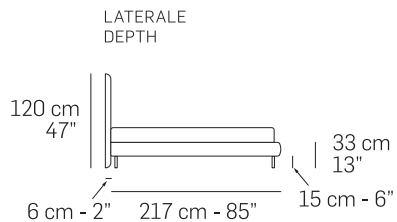


MAT.
183x213 cm
72x84"

G7069 - CALIFORNIA KING

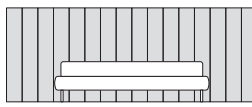


MAT.
183x213 cm
72x84"



7057

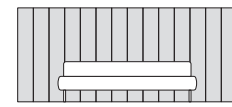
320 cm - 126"



MAT.
180x200 cm
71x79"


7047

280 cm - 110"




MAT.
160x200 cm
63x79"

G7057

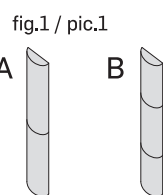
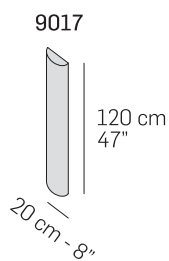


MAT.
180x200 cm
71x79"

G7047

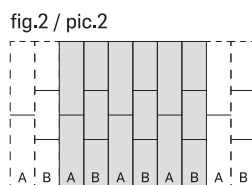


MAT.
160x200 cm
63x79"

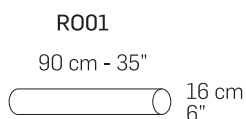


N.B. Solo per rivestimento in pelle specificare se prevedere un taglio (A) o due tagli (B) (vedi fig.1). Per ogni pannello aggiuntivo si consiglia di selezionare i pannelli alternando A e B, al fine di evitare il disallineamento tra le cuciture (vedi fig.2).

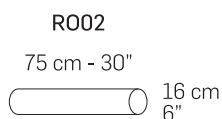
N.B. For leather upholstery only, specify whether to provide the panel with one cut (A) or two cuts (B) (refer to pic.1). For each additional panel it is recommended to select the panels by alternating A and B, in order to avoid misalignment between the stitchings (refer to pic.2).



RULLI SOTTOGUANCIALE CONSIGLIATI / RECOMMENDED ROLL CUSHIONS



Versioni consigliate / Suggested versions:
 7907 - 7917 - 7707
 7717 - 7807 - 7817
 7067 - 7069 - 7057
 G7907 - G7917 - G7707
 G7717 - G7807 - G7817
 G7067 - G7069 - G7057



Versioni consigliate / Suggested versions:
 7507 - 7517 - 7068
 7657 - 7667 - 7047
 G7507 - G7517 - G7068
 G7657 - G7667 - G7047